

Tips for a Successful College Application Process Class of 2021

JEAN WHALEN
DIRECTOR OF COLLEGE AND CAREER COUNSELING
PINE-RICHLAND HIGH SCHOOL
AUGUST 2020

Workshop Agenda

- ▶ Getting Started
- ▶ Putting Together Your List
- ▶ Starting Your Applications
- ▶ How Do I Apply?
- ▶ Parts of the Application
- ▶ Tips
- ▶ Q & A

Getting Started

- ▶ Self-reflection
 - ▶ Identify your goals
 - ▶ Strengths/weaknesses
 - ▶ Reasons for attending college
 - ▶ Be realistic
 - ▶ **Be organized**
 - ▶ This is personal! Remember the final decision is yours.

Getting Started

- ▶ Identify Resources
 - ▶ Internet (Google, YouTube, Twitter, Facebook, Instagram, webinars)
 - ▶ School counseling vs private
 - ▶ Virtual College Fairs
 - ▶ Virtual visits to campus (tour, information sessions, open houses)
 - ▶ Virtual visits to PRHS
 - ▶ Virtual Notre Dame Night
 - ▶ September 22, 2020 at 7:00 PM
 - ▶ Brendan Corsonne- admission representative
 - ▶ Admission representatives
 - ▶ Books, magazines

Putting Together Your List

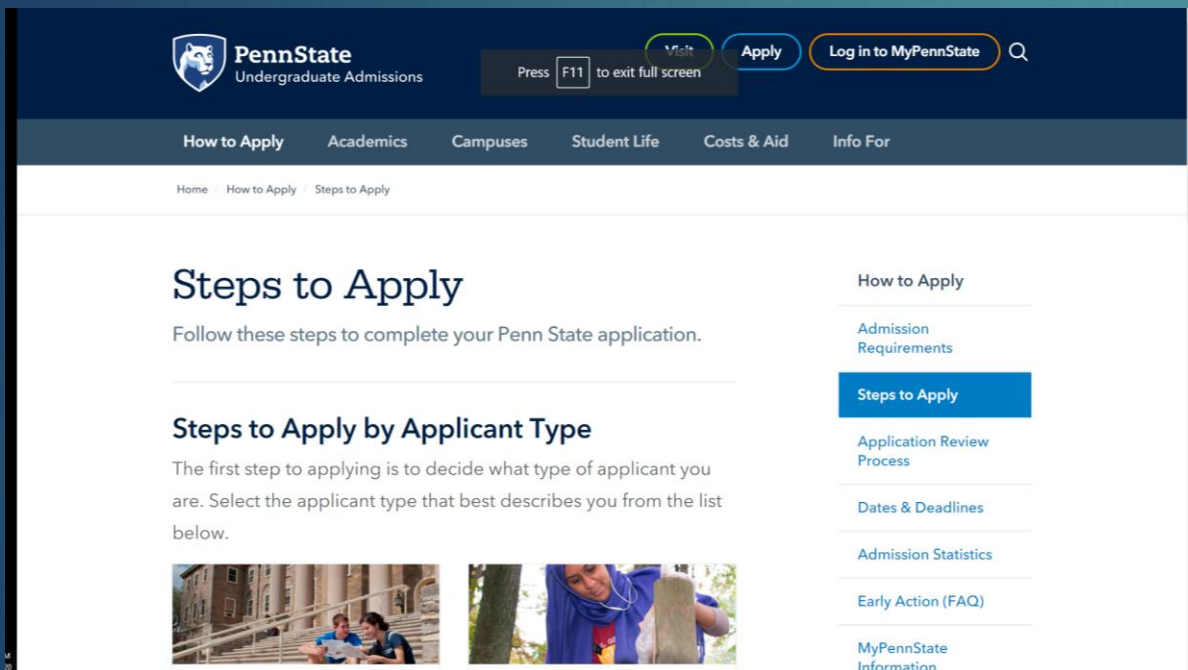
What Do You Need? Be thoughtful, realistic. Your decision.

- ▶ Distance from home
- ▶ Cost
- ▶ Major/undecided
- ▶ Culture: competitive, political, school spirited, religious, etc.
- ▶ Athletics: Recruited? Club? Intramural?
- ▶ Location: climate
- ▶ Size
- ▶ Housing
- ▶ Clubs/activities/personality
- ▶ Support services

Starting Your Applications

- ▶ Start Early
 - ▶ Most applications open August 1
 - ▶ Some colleges will waive application fee
 - ▶ Tip: Students can start the Coalition App in freshman year
 - ▶ Tip: Follow colleges through social media or admission blogs
- ▶ Where's the application?
 - ▶ **College website** – admissions – apply online
 - ▶ Applications are not in Naviance, SIS, school counseling office
 - ▶ Tip: Many schools use more than one application type. Pitt/Penn State offer Common App, school specific, Coalition App. Students chose which app to use.

Penn State Admissions



The screenshot shows the Penn State Undergraduate Admissions website. The header includes the Penn State logo, navigation links (How to Apply, Academics, Campuses, Student Life, Costs & Aid, Info For), and buttons for 'Visit', 'Apply', and 'Log in to MyPennState'. The main content area is titled 'Steps to Apply' and includes a sub-header 'Steps to Apply by Applicant Type'. Below this, there are two images: one of two students sitting on steps and another of a student in a blue hoodie. A sidebar on the right lists various application steps and resources.

PennState
Undergraduate Admissions

Press **F11** to exit full screen

[Visit](#) [Apply](#) [Log in to MyPennState](#)

[How to Apply](#) [Academics](#) [Campuses](#) [Student Life](#) [Costs & Aid](#) [Info For](#)



Home / [How to Apply](#) / [Steps to Apply](#)

Steps to Apply

Follow these steps to complete your Penn State application.

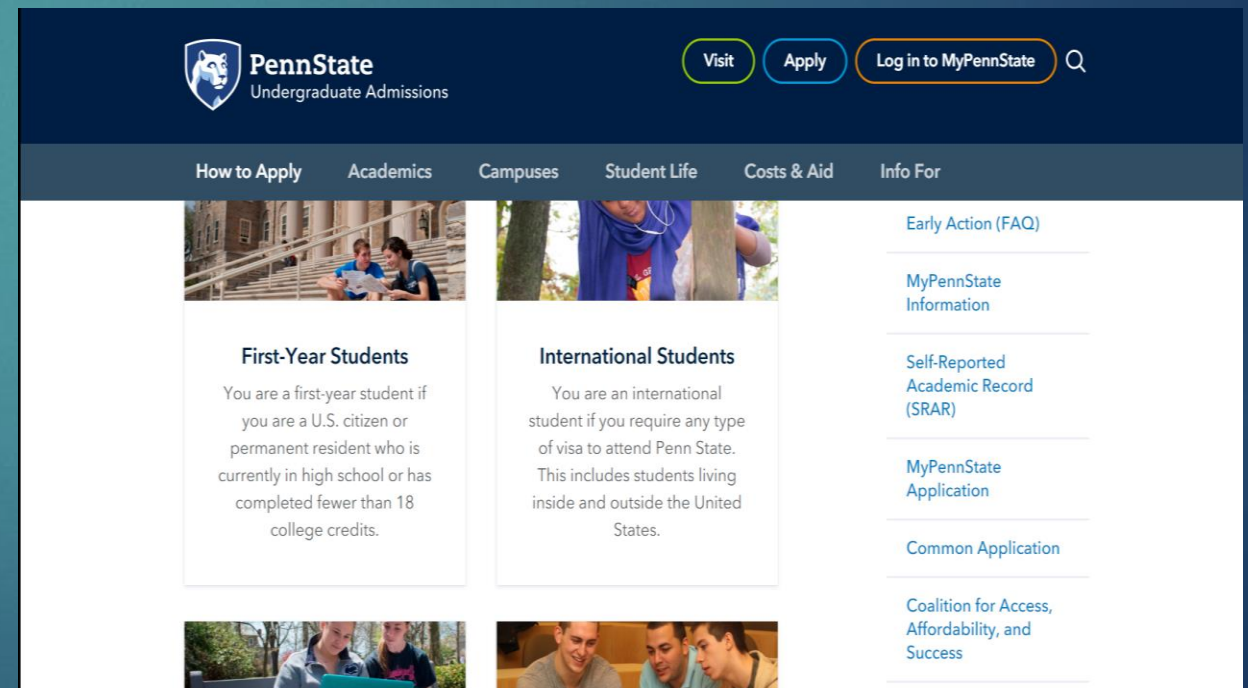
Steps to Apply by Applicant Type

The first step to applying is to decide what type of applicant you are. Select the applicant type that best describes you from the list below.



[How to Apply](#)

- [Admission Requirements](#)
- [Steps to Apply](#)
- [Application Review Process](#)
- [Dates & Deadlines](#)
- [Admission Statistics](#)
- [Early Action \(FAQ\)](#)
- [MyPennState Information](#)



The screenshot shows the Penn State Undergraduate Admissions website. The header includes the Penn State logo, navigation links (How to Apply, Academics, Campuses, Student Life, Costs & Aid, Info For), and buttons for 'Visit', 'Apply', and 'Log in to MyPennState'. The main content area is titled 'Steps to Apply' and includes a sub-header 'Steps to Apply by Applicant Type'. Below this, there are two images: one of two students sitting on steps and another of a student in a blue hoodie. A sidebar on the right lists various application steps and resources.

PennState
Undergraduate Admissions

[Visit](#) [Apply](#) [Log in to MyPennState](#)



[How to Apply](#) [Academics](#) [Campuses](#) [Student Life](#) [Costs & Aid](#) [Info For](#)

Steps to Apply

Follow these steps to complete your Penn State application.


Steps to Apply by Applicant Type

The first step to applying is to decide what type of applicant you are. Select the applicant type that best describes you from the list below.




First-Year Students

You are a first-year student if you are a U.S. citizen or permanent resident who is currently in high school or has completed fewer than 18 college credits.



International Students

You are an international student if you require any type of visa to attend Penn State. This includes students living inside and outside the United States.



[Early Action \(FAQ\)](#)

[MyPennState Information](#)

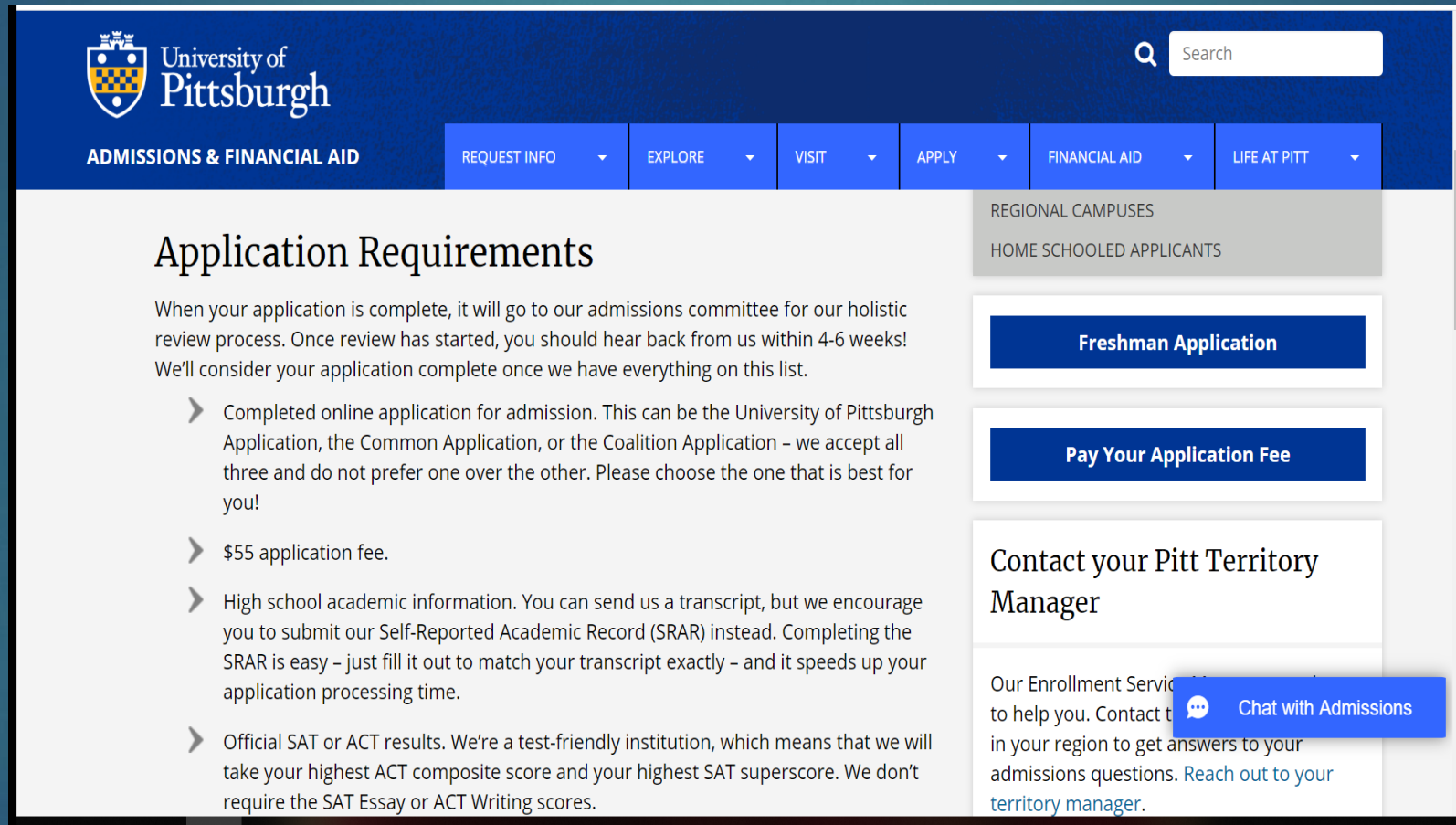
[Self-Reported Academic Record \(SRAR\)](#)

[MyPennState Application](#)


[Common Application](#)

[Coalition for Access, Affordability, and Success](#)

Pitt Admissions



The screenshot shows the University of Pittsburgh Admissions website. The header features the university's logo and name, a search bar, and a navigation menu with links for Admissions & Financial Aid, Request Info, Explore, Visit, Apply, Financial Aid, and Life at Pitt. The main content area is titled 'Application Requirements' and includes a paragraph explaining the review process and a list of four requirements. On the right side, there are links for Regional Campuses, Home Schooled Applicants, Freshman Application, and Pay Your Application Fee. At the bottom right, there is a section for contacting a Pitt Territory Manager and a chat button labeled 'Chat with Admissions'.

 University of Pittsburgh

Search

ADMISSIONS & FINANCIAL AID REQUEST INFO EXPLORE VISIT APPLY FINANCIAL AID LIFE AT PITT

Application Requirements

When your application is complete, it will go to our admissions committee for our holistic review process. Once review has started, you should hear back from us within 4-6 weeks! We'll consider your application complete once we have everything on this list.

- Completed online application for admission. This can be the University of Pittsburgh Application, the Common Application, or the Coalition Application – we accept all three and do not prefer one over the other. Please choose the one that is best for you!
- \$55 application fee.
- High school academic information. You can send us a transcript, but we encourage you to submit our Self-Reported Academic Record (SRAR) instead. Completing the SRAR is easy – just fill it out to match your transcript exactly – and it speeds up your application processing time.
- Official SAT or ACT results. We're a test-friendly institution, which means that we will take your highest ACT composite score and your highest SAT superscore. We don't require the SAT Essay or ACT Writing scores.


REGIONAL CAMPUSES
HOME SCHOOLED APPLICANTS

Freshman Application

Pay Your Application Fee

Contact your Pitt Territory Manager

Our Enrollment Services team is here to help you. Contact us in your region to get answers to your admissions questions. [Reach out to your territory manager.](#)

 Chat with Admissions

Grove City College

Interested in getting an admissions decision early? Read about our Early Decision options below.

Press **F11** to exit full screen

Application Requirements

- Admissions application ([online version](#)) ([print version](#))
- \$50 application fee
- Official SAT, ACT, and/or CLT scores
- Official high school transcript and any college transcripts
- One essay (see application for topic)
- [Early Decision Academic Data Form](#) or [Regular Decision Academic Data Form](#)
- Two letters of recommendation as listed below. The College does not provide specific forms for the recommendation letters.
 - One academic reference from a teacher, guidance counselor, or principal.
 - One spiritual/character reference from a pastor, youth pastor, or someone who knows you well in that regard.

Recommended for Application

- [On-campus interview](#)
- Resume as support for scholarship consideration

Early Decision

If you are prepared to make a binding commitment to Grove City College as your first-choice school, we encourage you to apply under Early Decision. You should not apply under Early Decision unless you fully expect to accept an admission offer from Grove City College. [Read more about Early Decision](#) to determine if it's right for you.

Application Deadlines

How To Apply

[Dual Enrollment Program](#)

[Music Applicants](#)

[First-Time Freshman Applicants](#)

[Transfer Applicants](#)

[International Applicants](#)

[Homeschool Applicants](#)

[Commuter Applicants](#)



Admissions Chat Now



Need help?

How Do I Apply?

- ▶ **Common Application**

- ▶ Used by over 800 colleges and universities

- ▶ **Coalition Application**

- ▶ Used by 140 colleges and universities
- ▶ “Locker”: Unlimited digital space students can use to store materials
- ▶ Available to younger students

- ▶ **Universal College Application**

- ▶ Currently hosts 18 schools

- ▶ **School Specific Application**

- ▶ Tends to be less complicated than other applications

- ▶ **Tip: Colleges often host online application events**

- ▶ Look for online chat help

Parts of an Application

- ▶ Who fills out the application?
 - ▶ Students are responsible.
 - ▶ Be honest. Colleges will verify information.
 - ▶ Parents can proof read/not do!
- ▶ Follow the directions
 - ▶ Schools vary in requirements
 - ▶ Transcript, score reports, grades and courses, self-reporting (SRAR – Pitt-Penn State)
- ▶ Follow the high school directions for sending documents
 - ▶ PRHS uses Naviance to send all documents
 - ▶ Know how to log into your account

Parts of an Application

- ▶ Use correct grammar and spelling
- ▶ Watch out for different deadline dates
 - ▶ Create a binder, spreadsheet, google document
 - ▶ Rolling admission
 - ▶ Colleges evaluate applications as they are received or run out of space
 - ▶ Regular decision
 - ▶ Different deadline date for every college
 - ▶ Early action
 - ▶ Could be as early as October 15
 - ▶ Early decision
 - ▶ Most schools use November 1
 - ▶ Legally binding. Requires student, parent, school counselor signatures

CA: My Colleges

College Information

Application

- Questions
- Recommenders and FERPA
- Review and Submit - Common App

Purdue University ▾

Rochester Institute of Technology ▾

The Ohio State University ▾

University of Dayton ▾

University of Kentucky ▾

University of Pennsylvania ▾

University of Pittsburgh ▾

Application Deadlines

Fall 2021 (August)

First Year

- Early Decision - 12/01/2020
- Early Action - 12/01/2020
- Regular Decision - 02/01/2021

Spring 2021 (January)

First Year

- Regular Decision - 01/01/2021

Other Deadline Information

Apply by December 1 for priority consideration for merit scholarships, admission to honors programs, and direct admission to the Farmer School of Business and Nursing. Students who apply after December 1 will be considered for these opportunities as capacity and resources allow.

Application Information

Application Fees:

- First Year Domestic Fee - \$50
- First Year International Fee - \$70

Standardized Test Policy:

- Never Required
- [Test Policy Information](#)

Courses & Grades:

- Not Used

Recommendations:

- School Report Required
- Final Report Required

Supplement:

Each school has different requirements/word counts for their essay questions, so be sure to check the [Read more](#)

How can I view a college's Writing Supplement, if they have one?

There are two ways you can access a college's Writing Supplement.

[Read more](#)

Where are the application requirements for a specific school listed?

Please check the requirements for each school on their specific page. Click on the name of [Read more](#)

Can a college see the list of colleges on the My Colleges list?

A school cannot view any other schools on your **My**

Parts of an Application

- ▶ Resume/activities
 - ▶ Try to give detail
- ▶ Essay/Personal Statement
 - ▶ Opportunity to shine, explain, or dream
 - ▶ Shouldn't sound like a parent or guardian
 - ▶ Don't try to impress
 - ▶ Be genuine
- ▶ Supplemental essay
 - ▶ Optional? No, not really...
 - ▶ Another chance to use your voice

Parts of an Application

- ▶ Fee/Fee waiver
 - ▶ No application is complete without paying the application fee
 - ▶ Fee waiver available for students that qualify for College Board/ACT fee waiver
 - ▶ Extenuating circumstances?
 - ▶ Speak with your school counselor
 - ▶ Print out a receipt
 - ▶ Screen shot

Application Tips

- ▶ Give your high school time to process document requests
 - ▶ PRHS requires **10 business days**
 - ▶ PRHS does not send scores: SAT, ACT, AP, CHS
 - ▶ Go to College Board or the ACT to have your scores sent
- ▶ Give your recommenders time to write a strong letter
 - ▶ Remind teachers, coaches, counselors with specific examples of strengths, strong character, goals
- ▶ Know the admission requirements
- ▶ Know the requirements for teacher letters of recommendation
 - ▶ Pitt/Penn State/VT = 0 letters
 - ▶ Many schools will accept 2, don't ask for 5
 - ▶ Thank your recommenders

Application Tips

- ▶ Check your college account regularly
 - ▶ Make sure colleges have received your application/documentation
- ▶ Check your email daily
 - ▶ Admissions may request an additional letter of recommendation
 - ▶ Require additional grade reports
 - ▶ May require an additional test score
 - ▶ Admissions may suggest an interview
 - ▶ Notify you about events/Open House/Major Specific
 - ▶ Notify you of their admission decision

Final Thoughts

- ▶ Start early
- ▶ Don't confuse selectivity with quality or fit
- ▶ Listen to your gut/intuition
- ▶ Be honest with yourself/parents
- ▶ Define what you need
- ▶ Use your voice in your applications
- ▶ Counselors advise not decide!
- ▶ Avoid senioritis!
- ▶ Enjoy this great adventure!



Questions?

